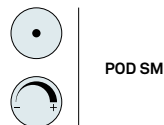


References



Certificates



Class I

220 - 250V



Wood shade colours

	20 Ivory White
	21 Natural Cherry
	22 Natural Beech
	24 Yellow
	25 Orange
	26 Red
	28 Blue
	29 Grey
	30 Turquoise
	31 Chocolate
	32 Pink

REF. POD SM 28
Pod

Components



Metal canopy
Brushed Nickel
ø 14 cm - disc ø 20 cm

Electrical cable
Transparent
2 m drop

Steel cable
3 x 2 m drop



Box size
51 x 51 x 81 cm

Box volume
0,211 m³

Weight
Gross - 6 Kg
Net - 2,5 Kg

Recommended bulbs (Not included)



E27



CFL Double tube
1 x 20 W max.

or



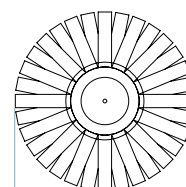
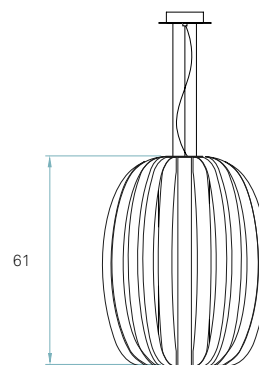
CFL Double tube DIM
1 x 18 W max.

or



LED Spherical DIM
1 x 11 W max.

Energy class



ø 53