

Coral Cay ref. COCY04



LAMPSHADE TULIPA
Painted stainless steel
Acero inoxidable pintado

One color to choose
Un color a elegir



Stainless steel
Acero inoxidable

CANOPY FLORÓN
Steel gloss nickel-plated
Acero níquel-satinado

230V: Ø8cm | 3.1in
120V: Ø12cm | 4.7in

CABLE
Black or transparent
Negro o transparente

Energy efficiency: A+ to E
Eficiencia energética: A+ a E

RECOMMENDED BULBS
BOMBILLAS RECOMENDADAS

230V - 50Hz

E27 LED Standard- Max. 1x12 W

E27 LED Vintage- Max. 1x12 W

120V - 60Hz

E26 LED - Max. 1x12 W

NET WEIGHT
PESO NETO

1,1kg | 2,4lb



36x36x30 cm
14,2x14,2x11,8 in
1,6kg | 3,4lb



Certifications:



LED

Coral Cay ref. COCY04-LD

LED / DIMMABLE



LAMPSHADE TULIPA
Painted stainless steel
Acero inoxidable pintado

One color to choose
Un color a elegir



Stainless steel
Acero inoxidable

Bottom diffuser
Difusor inferior

CANOPY FLORÓN
Steel gloss nickel-plated
Acero níquel-satinado

230V: Ø14,2cm | 5,6in
120V: Ø14,2cm | 5,6in

CABLE
Black or transparent
Negro o transparente

LIGHT SOURCE BUILT-IN
FUENTE DE LUZ INCLUIDA

230V - 50Hz

18,1W 3000K 1776lm built-in
upon request 2700K 1645lm

Dimming system DALI / Switch DIM
upon request PHASE CUT

120V - 60Hz

18,1W 3000K 1776lm built-in
upon request 2700K 1645lm

Dimming system 0-10 V
upon request PHASE CONTROL

NET WEIGHT
PESO NETO

1,3kg | 2,9lb



36x36x30 cm
14,2x14,2x11,8 in
2,1kg | 4,1lb



Certifications:



Coral Galaxea ref. COGA04



LAMPSHADE TULIPA
Painted stainless steel
Acero inoxidable pintado

One color to choose
Un color a elegir



Stainless steel
Acero inoxidable

CANOPY FLORÓN
Steel gloss nickel-plated
Acero níquel-satinado

230V: Ø8cm | 3.1in
120V: Ø12cm | 4.7in

CABLE
Black or transparent
Negro o transparente

Energy efficiency: A+ to E
Eficiencia energética: A+ a E

RECOMMENDED BULBS
BOMBILLAS RECOMENDADAS

230V - 50Hz

E27 LED Standard- Max. 1x12 W

E27 LED Vintage- Max. 1x12 W

120V - 60Hz

E26 LED - Max. 1x12 W

NET WEIGHT
PESO NETO

1,2kg | 2,6lb



36x36x30 cm
14,2x14,2x11,8 in
1,7kg | 3,7lb



Certifications:






LED

Coral Galaxea ref. COGA04-LD LED / DIMMABLE

LAMPSHADE TULIPA
Painted stainless steel
Acero inoxidable pintado

One color to choose
Un color a elegir



Stainless steel
Acero inoxidable

Bottom diffuser
Difusor inferior

CANOPY FLORÓN
Steel gloss nickel-plated
Acero níquel-satinado

230V: Ø14,2cm | 5,6in
120V: Ø14,2cm | 5,6in

CABLE
Black or transparent
Negro o transparente

LIGHT SOURCE BUILT-IN
FUENTE DE LUZ INCLUIDA

230V - 50Hz

18,1W 3000K 1776lm built-in
upon request 2700K 1645lm

Dimming system DALI / Switch DIM
upon request PHASE CUT

120V - 60Hz

18,1W 3000K 1776lm built-in
upon request 2700K 1645lm

Dimming system 0-10 V
upon request PHASE CONTROL

Energy efficiency: A+
Eficiencia energética: A+

NET WEIGHT
PESO NETO


1,9kg | 4,2lb



36x36x30 cm
14,2x14,2x11,8 in
2,7kg | 5,9lb



Certifications:



Coral Reef ref. CORE04

LAMPSHADE TULIPA
Painted stainless steel
Acero inoxidable pintado

One color to choose
Un color a elegir



Stainless steel
Acero inoxidable

CANOPY FLORÓN
Steel gloss nickel-plated
Acero níquel-satinado

230V: Ø8cm | 3.1in
120V: Ø12cm | 4.7in

CABLE
Black or transparent
Negro o transparente

Energy efficiency: A+ to E
Eficiencia energética: A+ a E

RECOMMENDED BULBS
BOMBILLAS RECOMENDADAS

230V - 50Hz

E27 LED Standard- Max. 1x12 W

E27 LED Vintage- Max. 1x12 W

120V - 60Hz

E26 LED - Max. 1x12 W

NET WEIGHT
PESO NETO


1,6kg | 3,5lb



61x26x21 cm
24x10,2x8,3 in
2,2kg | 4,8lb



Certifications:



LED

Coral Reef ref. CORE04-LD LED / DIMMABLE

LAMPSHADE TULIPA
Painted stainless steel
Acero inoxidable pintado

One color to choose
Un color a elegir



Stainless steel
Acero inoxidable

Bottom diffuser
Difusor inferior

CANOPY FLORÓN
Steel gloss nickel-plated
Acero níquel-satinado

230V: Ø14,2cm | 5,6in
120V: Ø14,2cm | 5,6in

CABLE
Black or transparent
Negro o transparente

LIGHT SOURCE BUILT-IN
FUENTE DE LUZ INCLUIDA

230V - 50Hz

18,1W 3000K 1776lm built-in
upon request 2700K 1645lm

Dimming system DALI / Switch DIM
upon request PHASE CUT

120V - 60Hz

18,1W 3000K 1776lm built-in
upon request 2700K 1645lm

Dimming system 0-10 V
upon request PHASE CONTROL

Energy efficiency: A+
Eficiencia energética: A+

NET WEIGHT
PESO NETO

2,4kg | 5,3lb



61x26x21 cm
24x10,2x8,3 in
2,9kg | 6,4lb



Certifications:





Coral Sea ref. COSE04

LAMPSHADE TULIPA
Painted stainless steel
Acero inoxidable pintado

One color to choose
Un color a elegir



Stainless steel
Acero inoxidable

CANOPY FLORÓN
Steel gloss nickel-plated
Acero níquel-satinado

230V: Ø8cm | 3,1in
120V: Ø12cm | 4,7in

CABLE
Black or transparent
Negro o transparente

Energy efficiency: A+ to E
Eficiencia energética: A+ a E

RECOMMENDED BULBS
BOMBILLAS RECOMENDADAS

230V - 50Hz

E27 LED Standard- Max. 1x12 W

E27 LED Vintage- Max. 1x12 W

120V - 60Hz

E26 LED - Max. 1x12 W

NET WEIGHT
PESO NETO

1,4kg | 3,1lb



36x36x30 cm
14,2x14,2x11,8 in
2kg | 4,4lb



Certifications:



LED Coral Sea ref. COSE04-LD

LED / DIMMABLE

LAMPSHADE TULIPA
Painted stainless steel
Acero inoxidable pintado

One color to choose
Un color a elegir



Stainless steel
Acero inoxidable

Bottom diffuser
Difusor inferior

CANOPY FLORÓN
Steel gloss nickel-plated
Acero níquel-satinado

230V: Ø14,2cm | 5,6in
120V: Ø14,2cm | 5,6in

CABLE
Black or transparent
Negro o transparente

LIGHT SOURCE BUILT-IN
FUENTE DE LUZ INCLUIDA

230V - 50Hz

18,1W 3000K 1776lm built-in
upon request 2700K 1645lm

Dimming system DALI / Switch DIM
upon request PHASE CUT

120V - 60Hz

18,1W 3000K 1776lm built-in
upon request 2700K 1645lm

Dimming system 0-10 V
upon request PHASE CONTROL

NET WEIGHT
PESO NETO

1,9kg | 4,2lb



36x36x30 cm
14,2x14,2x11,8 in
2,5kg | 5,5lb



Certifications:



Coral Seaurchin ref. COAU04

LAMPSHADE TULIPA
Painted stainless steel
Acero inoxidable pintado

One color to choose
Un color a elegir



Stainless steel
Acero inoxidable

CANOPY FLORÓN
Steel gloss nickel-plated
Acero níquel-satinado

230V: Ø8cm | 3,1in
120V: Ø12cm | 4,7in

CABLE
Black or transparent
Negro o transparente

Energy efficiency: A+ to E
Eficiencia energética: A+ a E

RECOMMENDED BULBS
BOMBILLAS RECOMENDADAS

230V - 50Hz

E27 LED Standard- Max. 1x12 W

E27 LED Vintage- Max. 1x12 W

120V - 60Hz

E26 LED - Max. 1x12 W

NET WEIGHT
PESO NETO

1,7kg | 3,7lb



44x44x40 cm
17,3x17,3x15,7 in
2,9kg | 6,4lb



Certifications:





LED

Coral Seaurchin ref. COAU04-LD LED / DIMMABLE

LAMPSHADE TULIPA

Painted stainless steel
Acero inoxidable pintado

One color to choose
Un color a elegir



Stainless steel
Acero inoxidable

Bottom diffuser
Difusor inferior

CANOPY FLORÓN

Steel gloss nickel-plated
Acero níquel-satinado

230V: Ø14,2cm | 5,6in
120V: Ø14,2cm | 5,6in

CABLE

Black or transparent
Negro o transparente

LIGHT SOURCE BUILT-IN FUENTE DE LUZ INCLUIDA

230V - 50Hz

● 18,1W 3000K 1776lm built-in
upon request 2700K 1645lm

Dimming system DALI / Switch DIM
upon request PHASE CUT

120V - 60Hz

● 18,1W 3000K 1776lm built-in
upon request 2700K 1645lm

Dimming system 0-10 V
upon request PHASE CONTROL

Energy efficiency: A+
Eficiencia energética: A+

NET WEIGHT PESO NETO

2,4kg | 5,3lb



44x44x40 cm
17,3x17,3x15,7 in
3kg | 6,9lb



Certifications:



Coral Seaurchin ref. COAU04G

LAMPSHADE TULIPA

Painted stainless steel
Acero inoxidable pintado

One color to choose
Un color a elegir



Stainless steel
Acero inoxidable

CANOPY FLORÓN

Steel gloss nickel-plated
Acero níquel-satinado

230V: Ø12cm | 4,7in
120V: Ø12cm | 4,7in

CABLE

Black or transparent
Negro o transparente

Energy efficiency: A+ to E
Eficiencia energética: A+ a E

RECOMMENDED BULBS BOMBILLAS RECOMENDADAS

230V - 50Hz

● E27 LED Standard- Max. 4x12 W

● E27 LED Vintage- Max. 4x12 W

120V - 60Hz

● E26 LED - Max. 4x12 W

NET WEIGHT PESO NETO

4,5kg | 9,9lb



71x71x43 cm
28x28x16,9 in
7,2kg | 15,9lb



Certifications:




LED

Coral Seaurchin ref. COAU04G-LD LED / DIMMABLE

LAMPSHADE TULIPA

Painted stainless steel
Acero inoxidable pintado

One color to choose
Un color a elegir



Stainless steel
Acero inoxidable

Bottom diffuser
Difusor inferior

CANOPY FLORÓN

Steel gloss nickel-plated
Acero níquel-satinado

230V: Ø14,2cm | 5,6in
120V: Ø14,2cm | 5,6in

CABLE

Black or transparent
Negro o transparente

LIGHT SOURCE BUILT-IN FUENTE DE LUZ INCLUIDA

230V - 50Hz

● 36,7W 3000K 4086lm built-in
upon request 2700K 3938lm

Dimming system DALI / Switch DIM

120V - 60Hz

● 36,7W 3000K 4086lm built-in
upon request 2700K 3938lm

Dimming system 0-10 V

Energy efficiency: A+
Eficiencia energética: A+

NET WEIGHT PESO NETO

4,5kg | 9,9lb



71x71x43 cm
28x28x16,9 in
8kg | 17,6lb



Certifications:

