

## References



CHOU MPA




CHOU MPA DIM

## Certificates



Class II

220 - 250V



## Wood shade colours

- 20 Ivory White
- 21 Natural Cherry
- 22 Natural Beech
- 24 Yellow
- 25 Orange
- 26 Red
- 28 Blue
- 29 Grey
- 30 Turquoise
- 31 Chocolate
- 32 Pink

## Awards



Germany 2015

## Components

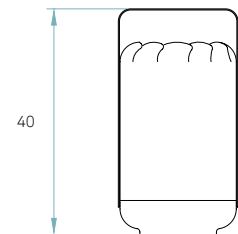

**Base & Handle**  
 Black laquered  
 metal

**Cord and plug with on/off  
 or dimming switch**  
 Black 130 cm

**Box size**  
 31 x 31 x 57 cm

**Box volume**  
 0,055 m<sup>3</sup>
**Weight**  
 Gross - 2,4 Kg  
 Net - 1,2 Kg

## Packaging


**REF. CHOU MPB 28, CHOU MPA 21 & CHOU MMA 20**  
**Chou Small Short, Small Tall & Medium Tall**


## Recommended bulbs (Not included)



E27

CFL Mini Globe  
1 x 11 W max.

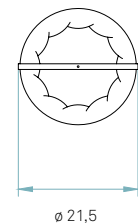
or

CFL Spherical DIM  
1 x 11 W max.

or

LED Spherical DIM  
1 x 11 W max.

## Energy class


 $\varnothing 21,5$